

Dual Coil Solenoids

1500 Series

Models 1502, 1502ES & 1504 dual coil solenoids

Pull Force Range: 10-12 lbs (44-53 N)

Hold Force Range: 19-28 lbs (85-125 N)

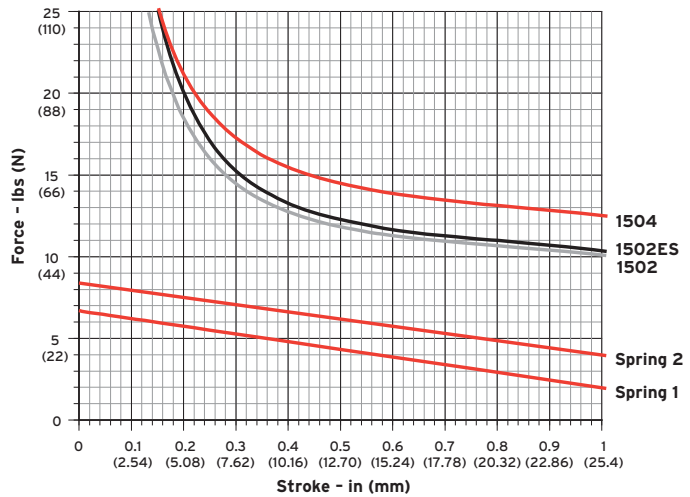


Model	Rated Voltage	Pull Rating*	Hold Rating*
1502	12/24 Vdc	10 lbs (44 N)	24 lbs (107 N)
1502ES	12/24 Vdc	10 lbs (44 N)	28 lbs (125 N)
1504	12/24 Vdc	12 lbs (53 N)	19 lbs (85 N)

*At rated voltage, 68°F (20°C), and 1" (25.4 mm) stroke

Return Spring

Model	Force @ 1"
S1 Light	2.0-6.7 lbs (8.9-29.8 N)
S2 Medium	4.0-8.4 lbs (17.8-37.4 N)



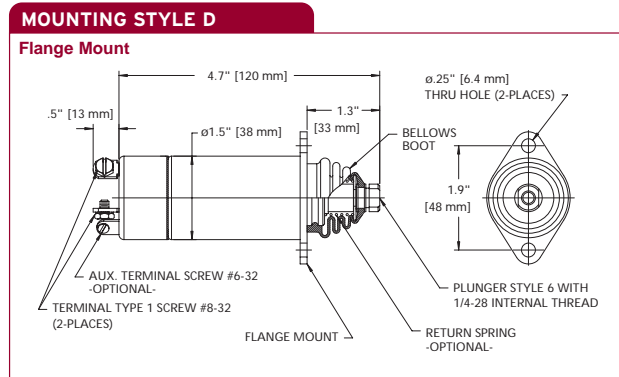
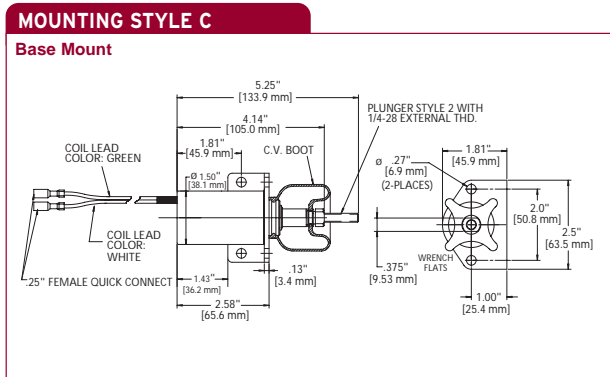
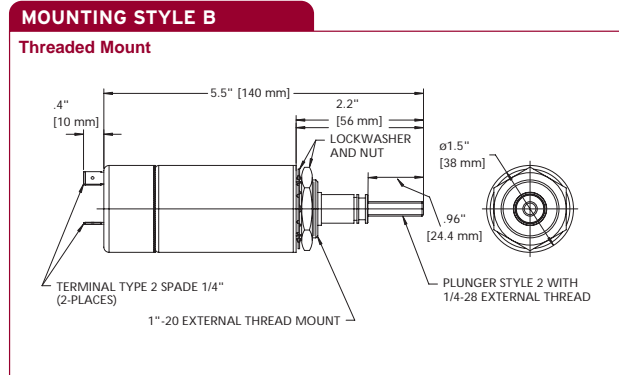
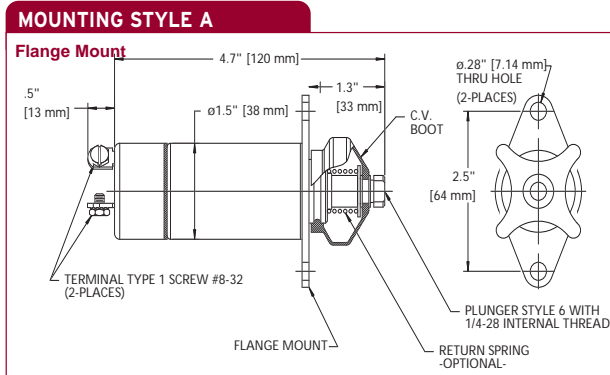
Order Information: Complete the following model descriptions to build your Order No.

() - () () () () () () ()

Model No. 1502 1502ES Note: 1502ES offers Base Mounting, Ungrounded Terminals and Screw Type Termination only 1504	Volts 12 12 Vdc 24 24 Vdc	Mounting Style A Flange B Thread C Base D Flange	Plunger Type 2 Ext. Thread ¼-28 3 Ext. Thread M-6 6 Int. Thread ¼-28 7 Int. Thread M-6	Grounding (No. of Terminals) G Grounded (1 Terminal) U Ungrounded 1502 and 1504: (2 Terminals) 1502ES: (3 Terminals or Wire Leads)	Termination Type 1 Screw 2 Spade L 3 Wire Leads	Boot Type B1 Constant Volume Epichlorohydrin B2 Bellows Silicone Rubber B4 Bellows Silicone Rubber B5 Constant Volume Silicone Rubber	Return Spring (Force @ 1") S1 Light (2.0-6.7 lbs) S2 Medium (4.0-8.4 lbs)
--	--	---	---	---	---	--	--

When you order: Add A to your order number for the Aux Terminal option available on internally switched models. Certain combinations may not be standard models. Please contact factory to determine whether a custom-built model is required for your application.

Mounting Styles:



Specifications:

Temperature Range	-40 °F to +250 °F (-40 °C to +121 °C)
Weight	1.0 lbs (0.5 kg)

Model	Rated Voltage	Rated Stroke	Pull Current	Hold Current	Pull Rating*	Hold Rating*	Coil Winding
1502	12 Vdc	1" (25.4 mm)	30 A	0.7 A	10 lbs (44 N)	24 lbs (107 N)	Parallel
1502	24 Vdc	1" (25.4 mm)	16 A	0.24 A	10 lbs (44 N)	24 lbs (107 N)	Parallel
1502ES	12 Vdc	1" (25.4 mm)	30 A	0.7 A	10 lbs (44 N)	28 lbs (125 N)	Parallel
1502ES	24 Vdc	1" (25.4 mm)	16 A	0.24 A	10 lbs (44 N)	28 lbs (125 N)	Parallel
1504	12 Vdc	1" (25.4 mm)	41 A	0.76 A	12 lbs (53 N)	19 lbs (85 N)	Parallel
1504	24 Vdc	1" (25.4 mm)	22 A	0.37 A	12 lbs (53 N)	19 lbs (85 N)	Parallel

*At rated voltage, 68°F (20°C), and 1" (25.4 mm) stroke

Specifications are for reference only.

e-mail: woodward@coltrading.com